




stoxart
1,836 followers

[View Profile](#)



[View More on Instagram](#)

270 likes

Add a comment...

Artist **Stoxart** very cleverly uses the data from individual company stock charts and turns them into **minimalist modern landscapes**. These innovative visualizations offer a sense of serenity to otherwise volatile, anxiety-inducing financial information.

The stock market never looked so beautiful.



stoxart
1,836 followers

[View Profile](#)

AAPL \$407.98 (+\$41.99)

1 DAY SNAPSHOT // JULY 30, 2020 // 1:30 PM WST



[View More on Instagram](#)

105 likes


Add a comment...



stoxart

1,836 followers

[View Profile](#)



[View More on Instagram](#)


169 likes

Add a comment...



stoxart
1,836 followers

[View Profile](#)



[View More on Instagram](#)

328 likes

Add a comment...

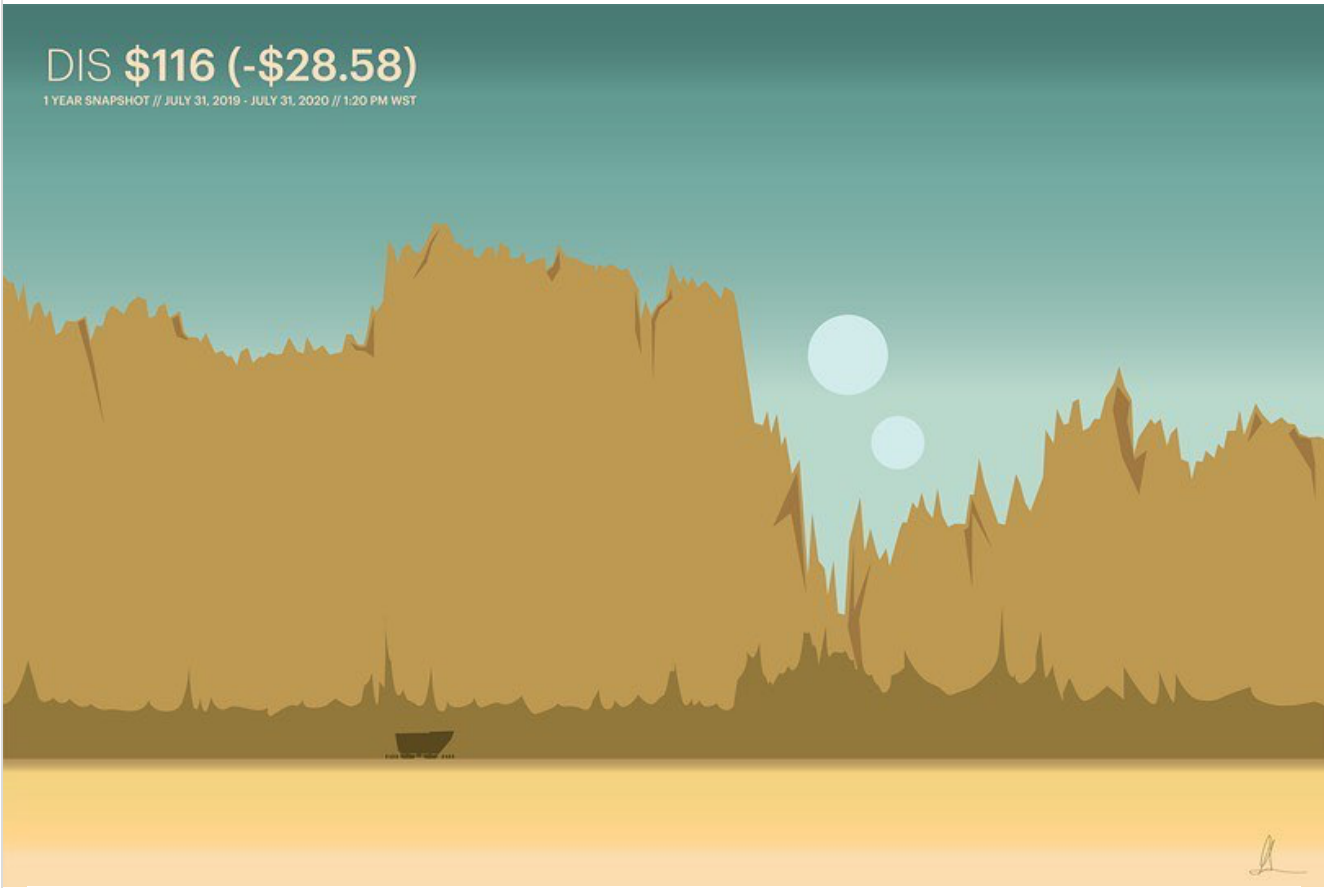


stoxart
1,836 followers

[View Profile](#)

DIS \$116 (-\$28.58)

1 YEAR SNAPSHOT // JULY 31, 2019 - JULY 31, 2020 // 1:20 PM WST



[View More on Instagram](#)

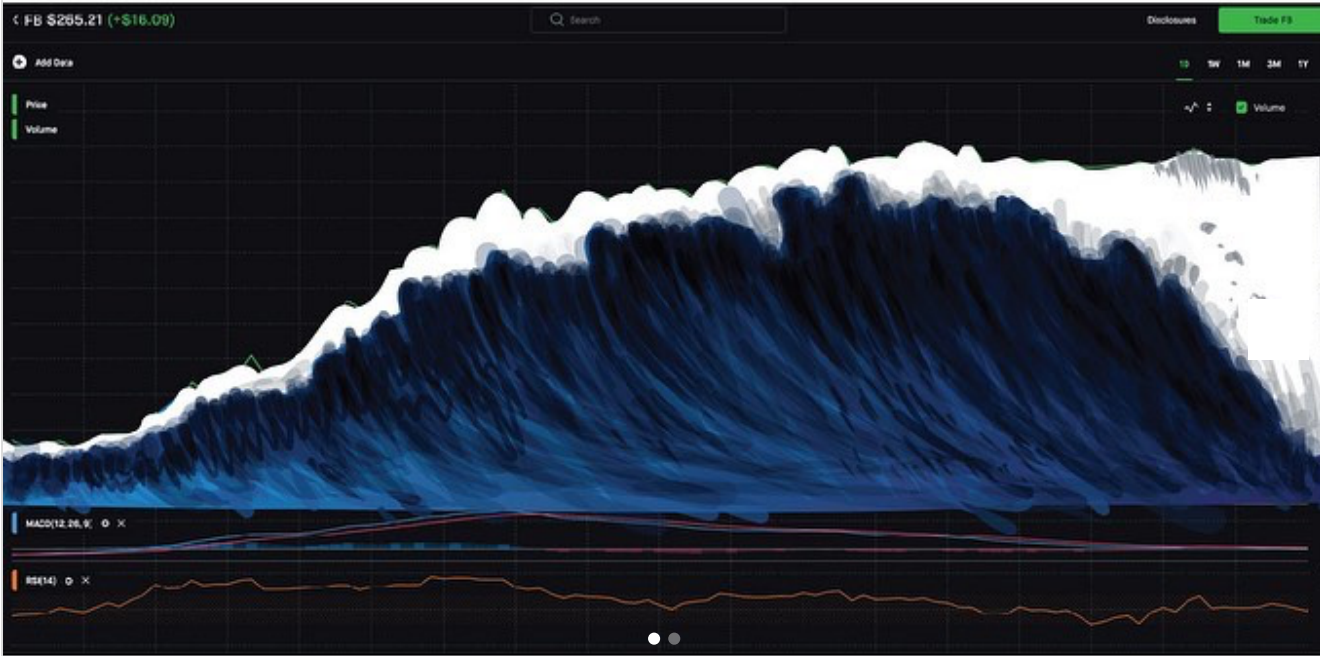
91 likes

Add a comment...



stoxart
1,836 followers


[View Profile](#)




[View More on Instagram](#)

167 likes

Add a comment...

 **stoxart**
1,836 followers

[View Profile](#)



[View More on Instagram](#)

189 likes

Add a comment...

via [Digg](#)

Follow Laughing Squid: [Facebook](#) | [Twitter](#) | [Google News](#)